




# LOCK OPERATION INSTRUCTIONS



## TSA Combination Lock Operating Instructions


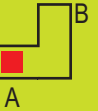


Your combination lock is pre-set at "000". You may leave it at this setting or reset to your own confidential. The setting as follows:



1. Open case and locate the "change shift lever" extending from the back of the lock.

"change shift lever" in A position




2. Move the change shift lever from A to B.

"change shift lever" in B position



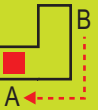
3. Set three dials you are familiar with.

3 6 8



4. Leave dials set to your combination, return shift lever from B to A.

"change shift lever" in A position



Record your personal combination, you can reset at any time.